



**PEUGEOT PARTNER**  
PRICES, EQUIPMENT & TECHNICAL SPECIFICATIONS  
October 2018: E & OE



**PEUGEOT**

**PARTNER PANEL VAN**



Peugeot Partner Panel Van



Peugeot Partner Long Body Panel Van





## CHOOSE BETWEEN 3 LEVELS:

### PARTNER PROFESSIONAL ( Active + )

#### Exterior Style & Loading

- Full 15" Atacama steel wheel trims

#### Comfort & Convenience

- Air conditioning and athermic windscreen
- Rear parking sensors: sensor surrounds are black instead of body colour for vehicles in Black (XYPO) or Shark Grey (9PMO)

#### Safety & Security

- Front fog lights

#### Technology & Entertainment

- Connect Radio: 7" touchscreen with DAB, Bluetooth, USB, audio jack, MirrorScreen

### PARTNER ACTIVE ( Access + )

#### Comfort & Convenience

- Nearside side sliding door
- Multi-flex passenger seat: dual passenger seat with fold-into-floor outer seat
- Overhead storage shelf in cabin
- 12 volt socket in cargo area

#### Technology & Entertainment

- Cruise control with variable speed limiter

### PARTNER ACCESS

#### Exterior Style & Loading

- Unglazed asymmetric rear doors, opening to 180 degrees
- 15" steel wheels
- (Twin sliding doors standard on Long Body van)

#### Safety & Security

- Electronic Stability Control (ESP) with Hill Assist, ABS braking including Emergency Brake Assist (EBA) and Electronic Brake Force Distribution (EBFD)
- Driver's airbag
- Remote central locking with deadlocks, separate locking for cab
- Driver's ladder frame protector
- 6 tie-down hooks in cargo area
- Automatic locking at 11kph
- Automatic activation of hazard lights on major deceleration

#### Comfort & Convenience

- Driver's seat height, rake, reach adjustment
- Single passenger seat, adjustable for reach and rake, with fold-down backrest
- Front electric windows with 'One-Touch' function
- Electrically adjustable door mirrors
- Full size spare wheel
- Grey 'Curitiba' cloth upholstery
- Smoking pack with lighter (12 volt socket) and removable ashtray
- Hard plastic floor protection in cargo area (except Ecomatique models)
- Carpeted cockpit floor
- Height and reach adjustable steering wheel

#### Technology & Entertainment

- RD4 radio, mono CD player, MP3 and steering column remote controls
- Bluetooth, USB and AUX input

RRSP\* RECOMMENDED RETAIL PRICE LIST

LEVEL	MODEL DESCRIPTION	RRSP	CO2	VRT BAND	ANNUAL ROAD TAX	ENGINE CC	FUEL TYPE	PAYLOAD (kg)	LOAD SPACE (1) (m3)	GROSS VEHICLE WEIGHT (kg)
<b>Access</b>	<b>Partner Access</b> 1.6 BlueHDi 75bhp 625kg Panel Rear Doors	€16,055	112	Comm	€333	1560	Diesel	648	3.3	1940
	<b>Partner Access</b> 1.6 BlueHDi 75bhp 625kg <b>Side Sliding Door</b> and Panel Rear Doors	€16,455	112	Comm	€333	1560	Diesel	648	3.3	1940
	<b>Partner Access</b> 1.6 BlueHDi 100bhp 750kg 3 Seater, 2 x Side Sliding Doors and Panel Rear Doors ( <b>Long Body</b> )	€18,875	112	Comm	€333	1560	Diesel	756	3.7	2125
<b>Active</b>	<b>Partner Active</b> 1.6 BlueHDi 75bhp 625kg 3 Seater, Side Sliding Door and Panel Rear Doors	€16,955	112	Comm	€333	1560	Diesel	651	3.3 / 3.7	1960
	<b>Partner Active</b> 1.6 BlueHDi 75bhp 625kg 3 Seater, Side Sliding Door and <b>Glazed Rear Doors</b>	€17,055	112	Comm	€333	1560	Diesel	651	3.3 / 3.7	1960
	<b>Partner Active</b> 1.6 BlueHDi 100bhp 850kg 3 Seater and Panel Rear Doors Ecomatique	€18,705	108	Comm	€333	1560	Diesel	850	3.3 / 3.7	2205
<b>Professional</b>	<b>Partner Professional</b> 1.6 BlueHDi 75bhp 625kg, 3 Seater, Side Sliding Door and Panel Rear Doors	€17,525	112	Comm	€333	1560	Diesel	651	3.3 / 3.7	1960
	<b>Partner Professional</b> 1.6 BlueHDi <b>100bhp</b> 850kg 3 Seater, Side Sliding Door and Panel Rear Doors	€18,345	112	Comm	€333	1560	Diesel	854	3.3 / 3.7	2185

\*Dealer delivery related charges, metallic paint and tyre recycling levy not included  
 (1) Panel vans: Load space volume to back of front seats / with front passenger seat folded.

# PEUGEOT PARTNER: CHOOSE YOUR EQUIPMENT

## EQUIPMENT LEVELS

	VAN		
	ACCESS	ACTIVE	PROFESSIONAL
<b>BODY STYLE</b>			
Panel Van	●	●	●
<b>HEATING &amp; VENTILATION</b>			
Heater with 4 dashboard air vents	●	●	●
Directional heating and air recycling	●	●	●
Manual air conditioning and athermic windscreen	○	○	●
<b>TECHNOLOGY &amp; ENTERTAINMENT</b>			
RD4 radio/CD player (MP3 CD compatible) with steering mounted controls	●	●	-
Peugeot Connect USB with Bluetooth®	●	●	-
Colour touchscreen, DAB digital radio, Bluetooth®, USB socket, Aux-In	-	○	●
Cruise control with speed limiter	○	●	●
<b>COMFORT &amp; CONVENIENCE</b>			
Height and reach adjustable steering wheel	●	●	●
Variable power assisted steering	●	●	●
Rear parking aid - Sensor surrounds are black instead of body colour, for vehicles in Black (XYPO) or Shark Grey (9PMO)	○	○	●
Two-speed front wipers	●	●	●
Smoking pack with lighter and removable ashtray	●	●	●
<b>SAFETY &amp; SECURITY</b>			
ESP with Hill Start Assist, ABS braking including EBA and EBFD	●	●	●
Automatic activation of hazard warning lights on major deceleration	●	●	●
Driver's airbag	●	●	●
Rolling code transponder immobiliser (Thatcham approved)	●	●	●
Dashboard mounted central locking push button and auto locking above 11kph	●	●	●
Visible VIN at base of windscreen	●	●	●
Plus Pack: One-touch electric windows, electrically adjustable door mirrors, remote central locking	●	●	●
Deadlocks, separate locking for cab	●	●	●
Full size steel spare wheel	●	●	●

# PEUGEOT PARTNER: CHOOSE YOUR VERSION

## EQUIPMENT LEVELS

	VAN		
	ACCESS	ACTIVE	PROFESSIONAL
<b>EXTERIOR FEATURES</b>			
15 inch steel wheels with black hub	●	●	-
15 inch steel wheels with 'Atacama' wheel trims	-	-	●
<b>EXTERIOR LIGHTING &amp; VISIBILITY</b>			
Height adjustable halogen headlights	●	●	●
High level third brake light	●	●	●
Front Fog Lights	○	○	●
<b>BULKHEAD &amp; FLOORING</b>			
Driver's ladder frame protector	●	●	●
Hard plastic floor protection in cargo area (except Ecomatique models)	●	●	●
Carpeted cabin	●	●	●
<b>DOORS</b>			
Nearside side sliding door (twin sliding doors standard on Long Body panel van)	○	●	●
Unglazed asymmetric rear doors, opening to 180 degrees	●	●	●
Glazed asymmetric rear doors, opening to 180 degrees, window in larger door is heated, with windscreen wiper	○	○	○
<b>INSTRUMENTS</b>			
Water temperature gauge	●	●	●
Trip computer	●	●	●
Driver seatbelt unfastened warning	●	●	●
Distance to next service indicator	●	●	●
<b>INTERIOR FEATURES</b>			
Overhead storage shelf in cabin	○	●	●
Courtesy light to cabin and load area	●	●	●
12 volt socket in dashboard	●	●	●
12 volt socket in cargo area	-	●	●
6 tie-down hooks in cargo area	●	●	●
<b>SEATING</b>			
Driver's seat adjustable for height, rake and reach	●	●	●
Multi Flex passenger seat - dual passenger seat with fold-into-floor outer seat	-	●	●
Single passenger seat, adjustable for rake & reach, with fold-down backrest	●	-	-
Height adjustable head restraints on all seats	●	●	●

# PEUGEOT PARTNER: CHOOSE YOUR TRIM & COLOUR

## TRIMS

		VAN		
		ACCESS	ACTIVE	PROFESSIONAL
Upholstery		Grey 'Curitiba' cloth	Grey 'Curitiba' cloth	Grey 'Curitiba' cloth
Trim Code		O1FT	O1FT	O1FT
<b>Solid Paint</b>				
Bianca White	WPP0	●	●	●
Ardent Red	X9P0	●	●	●
<b>Metallic Paint</b>				
Aluminium	ZRMO	○	○	○
Shark Grey	9PMO	○	○	○
<b>Special Paint</b>				
Clipper Blue	5VE0	○	○	○
Onyx Black	XYPO	○	○	○

## COLOURS



Bianca White



Clipper Blue (Special Paint)



Ardent Red



Black (Special Paint)



Aluminium (Metallic)



Shark Grey (Metallic)

## HUBCAPS & WHEELS

	ACCESS	ACTIVE	PROFESSIONAL
15" steel wheels with black hub	●	●	-
15" steel wheels with 'Atacama' wheel trims	-	-	●
15" steel wheel trims with 'Nateo' wheel trims (as part of optional Look Pack)	-	-	○



Steel with black hub



'Atacama' wheel trims



'Nateo' wheel trims

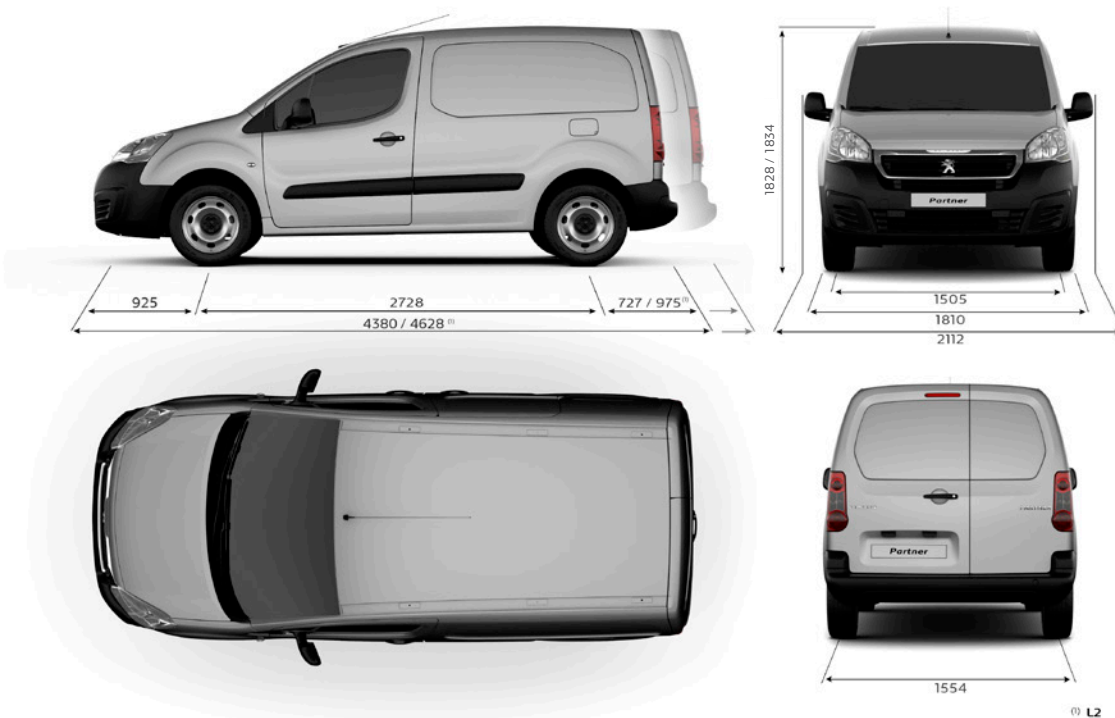
TECHNICAL DATA

DRIVETRAIN	1.6 BlueHDi 75bhp 625KG	1.6 BlueHDi 100bhp 850KG	1.6 BlueHDi 100bhp S&S Ecomatique 850KG	1.6 BlueHDi 100bhp Long Body 750KG
Fuel Type	Diesel	Diesel	Diesel	Diesel
Cubic capacity	1560	1560	1560	1560
Maximum power bhp (kw) @ rpm	75 (55) @ 3750	99 (73) @ 3750	99 (73) @ 3750	99 (73) @ 3750
Maximum torque lb ft (Nm) @ rpm	170 (230) @ 1750	187 (254) @ 1750	187 (254) @ 1750	187 (254) @ 1750
Regulated emission standard	Euro 6	Euro 6	Euro 6	Euro 6
Number of valves	8	8	8	8
Driven wheels	Front	Front	Front	Front
Fuel tank capacity (litres)	60	60	60	60
<b>TRANSMISSION</b>				
5 Speed Manual	●	●		●
6 Speed electronically controlled manual gear-box (Ecomatique)			●	
<b>BRAKES &amp; STEERING</b>				
ABS - four sensors	●	●	●	●
Ventilated front discs (283mm)	●	●	●	●
Solid rear discs (268mm)	●	●	●	●
Power assisted steering	●	●	●	●
<b>SUSPENSION AND TYRES</b>				
Front	Pseudo-Macpherson type with lower wishbone struts, coil springs, telescopic hydraulic dampers & anti-roll bar			
Rear	Deformable axle with coil springs, telescopic hydraulic dampers & anti roll bar			
Tyres	195/65 R15	195/65 R15	195/65 R15	195/65 R15
<b>PERFORMANCE (DRIVER ONLY)</b>				
Maximum speed (kph)	158	162	167	162
Acceleration 0-100 kph (sec)	17.6	15.3	18.1	17.0
<b>WEIGHTS (KG)</b>				
	<b>Access : Active / Professional</b>	<b>Access : Active / Professional</b>		
Kerb weight - excludes driver	1292: 1309	1314: 1331	1355	1369
Mass in service	1485: 1490	1495: 1505	1565	1550
Gross vehicle weight (GVW)	1940: 1960	2170: 2185	2205	2125
Gross train weight (GTW)	2890: 2910	3115: 3135	3150	3115
Maximum payload including driver	648: 651	856: 854	850	756
Maximum braked trailer towing weight	1250	1250	1250	1200
Maximum non-braked trailer towing weight	680: 690	690: 700	710	720
Maximum towball weight	50	50	50	48
Maximum roof load	100	100	100	100
Maximum plated front axle	1050: 1080	1050: 1080	1080	1050
Maximum plated rear axle	1050	1230	1230	1230
<b>FUEL CONSUMPTION (l/100km)</b>				
Urban drive cycle (l/100km)	5.1	5.1	4.2	5.1
Extra urban drive cycle (l/100km)	3.8	3.8	4.1	3.8
Combined drive cycle (l/100km)	4.3	4.3	4.1	4.3
CO2 emissions (g/km)	112	112	108	112



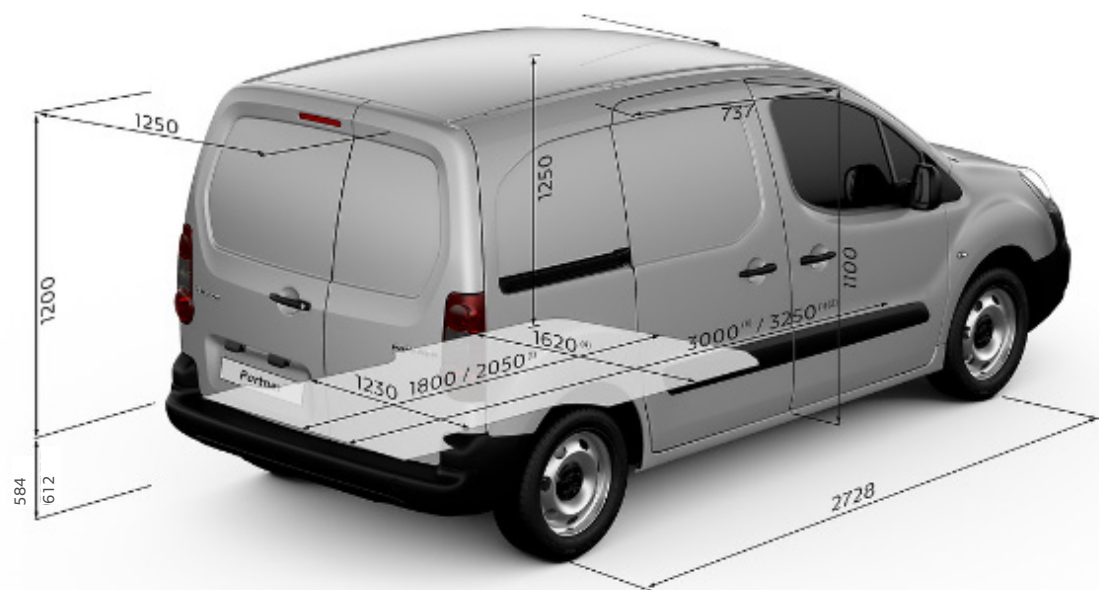
## EXTERIOR DIMENSIONS

VERSION	PANEL VAN	LONG BODY PANEL VAN
<b>EXTERIOR DIMENSIONS (mm)</b>		
Overall length	4380	4628
Overall width including door mirrors	2112	2112
Overall width with door mirrors folded	1857	1857
Exterior width between widest point of front wheel arches	1810	1810
Overall height (maximum)	1828	1834
Overall height (minimum)	1801	1805
Wheel track (width)	1505	1505
Wheelbase (length)	2728	2728
Turning circle between kerbs (m)	11	11

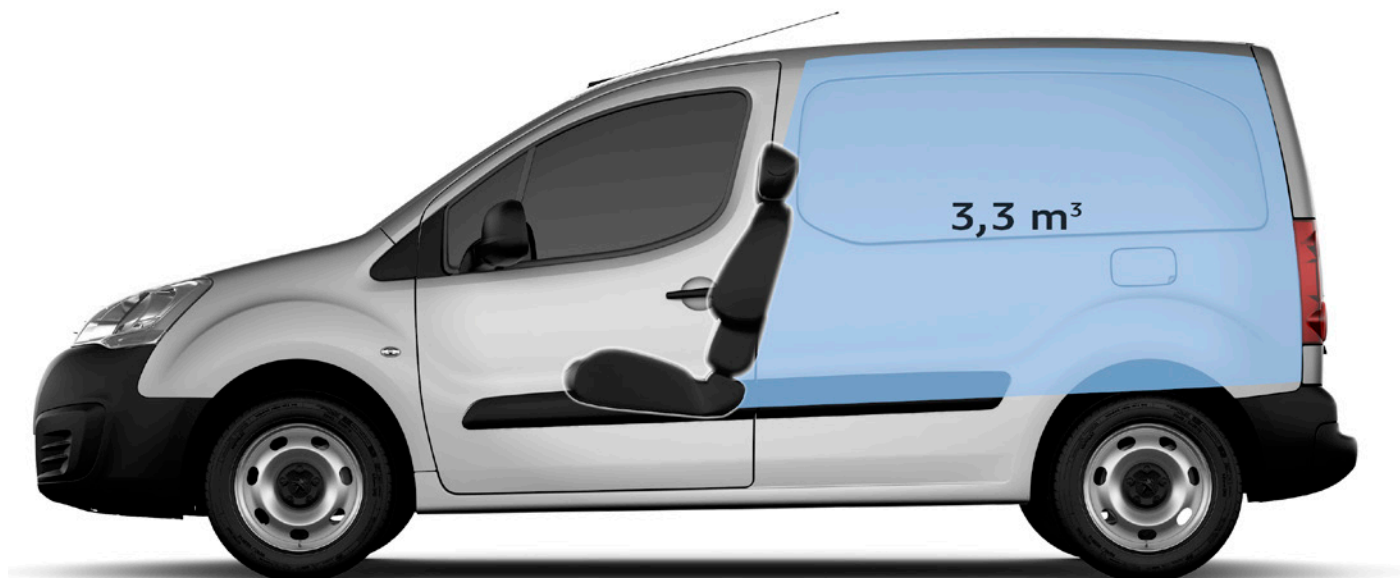


INTERIOR DIMENSIONS & LOAD WIDTHS


VERSION	PANEL VAN	LONG BODY PANEL VAN
<b>INTERIOR DIMENSIONS (mm)</b>		
Volume (m <sup>3</sup> )	3.3	3.7
Volume (m <sup>3</sup> ) with Multi-Flex seat folded (if applicable)	3.7	4.1
Load length (measured at floor)	1800	2050
Load floor length with Multi-Flex seat folded, to 10cm height (if applicable)	3000	3250
Maximum inside width with side sliding door	1500	1500
Interior width between wheel arches	1230	1229
Load width (without sliding doors)	1620	1620
Load width (with 1 sliding door)	1500	1500
Load width (with 2 sliding doors)	1380	1380
Maximum load height	1250	1250
Minimum load height of side sliding door	1100	1100
Maximum load height of side sliding door	1192	1192
Minimum width of side sliding door	640	640
Maximum width of side sliding door	737	737
Maximum width of rear door opening	1250	1250
Load width at floor of rear opening	1230	1230
Load width at top of rear opening	1100	1100
Load height of rear opening	1148	1148
Rear load height (with 195/65 R15 tyres)	584 (BlueHDi 75bhp / 609 (all others))	612




INTERIOR DIMENSIONS & VOLUMES



Panel Van: Minimum 3.3m<sup>3</sup> volume / Maximum 3.7m<sup>3</sup> with Multi-Flex seat folded



Long Body Van: 3.7m<sup>3</sup> volume



Long Body Van with Multi-Flex seat folded: 4.1m<sup>3</sup> volume





**E&OE OCTOBER 2018. FOR FURTHER INFORMATION TALK TO YOUR LOCAL PEUGEOT DEALER OR SEE [WWW.PEUGEOT.IE](http://WWW.PEUGEOT.IE).**

The information contained in this specification sheet, is based on the data and images available at the time of publication. Some photography may feature left hand drive models. All images shown are for illustration purposes only. Photographic processes used may alter the depth and tone of the colours shown. As part of a policy on continuous specification improvement, Peugeot reserves the right to modify colours, trims, engine range, options and standard equipment at any time. This specification sheet is not a contractual document or offer of sale.